

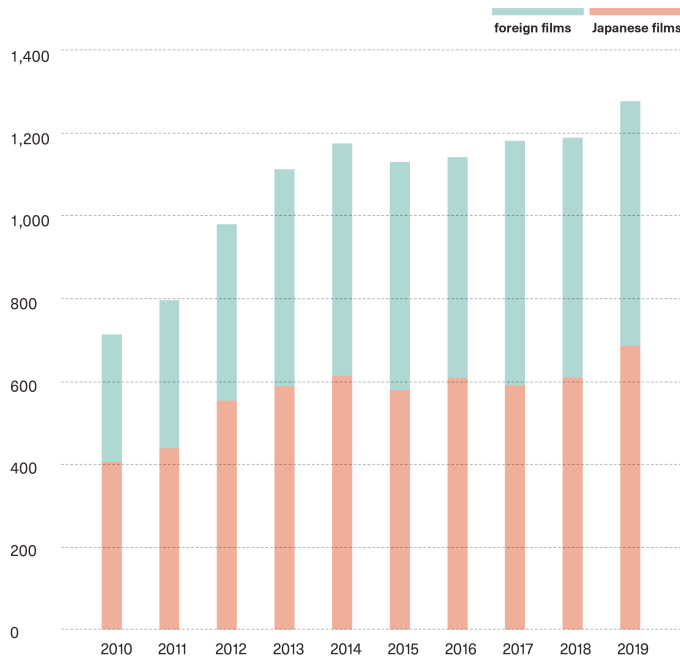
# The Number of Films Released and Film Titles

## Changes in Number of Films Released

Between 1955 and 2004, the number of films released at theaters was up and down but was roughly 550 to 700 films per year. In 2005, the number jumped up and kept increasing (with a slight decrease in some years). In 2013, for the first time, the number of films released was over 1,000, with a combination of more than 500 each of Japanese and foreign films. Since then, the number has been always over 1,000 every year. In 2019, 689 Japanese films and 589 foreign films, a total of 1,278 films, were released, increasing by 562 films from 716 films in 2010. In 2019, the ratio between Japanese and foreign films was 53.9% vs. 46.1%, and Japanese films increased by 2% from the year before.

As the number of films released has been increasing, the theatrical running period of each film has been shortened. Each theater has more films to run, and its programming and timetable have been changing frequently. Many monthly and bi-weekly information magazines that included movie house programming schedules disappeared and currently, it is customary for a viewer to check film schedules online. Not only multi-screen theaters but also mini-theaters and conventional theaters have been employing online ticket sales. The average attendance per film was between 180,000 to 240,000 until 2011. With the number of films released each year increasing, the average attendance per film has been between 140,000 and 160,000 since 2012. In 2019, attendance numbers largely increased, and the average attendance per film was 152,512; much more than 141,955 of the year before.

Changes in Number of Released Films (2010-2019)



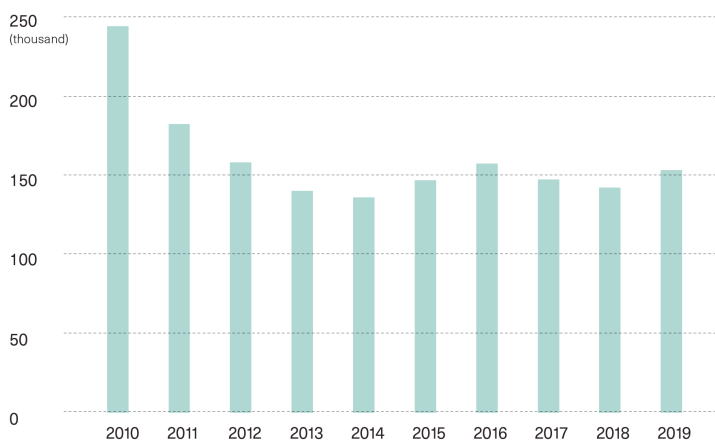
	Japanese films	foreign films	Total	Share	
				Japanese films	foreign films
2010	408	308	716	57.0%	43.0%
2011	441	358	799	55.2%	44.8%
2012	554	429	983	56.4%	43.6%
2013	591	526	1,117	52.9%	47.1%
2014	615	569	1,184	51.9%	48.1%
2015	581	555	1,136	51.1%	48.9%
2016	610	539	1,149	53.1%	46.9%
2017	594	593	1,187	50.0%	50.0%
2018	613	579	1,192	51.4%	48.6%
2019	689	589	1,278	53.9%	46.1%

From Japanese Film Industry Statistics (Motion Picture Producers Association of Japan)

## Changes in Film Attendance per Film (2010 to 2019)

	Attendance(thousand)	# of Released Films	Attendance per Film
2010	174,358	716	243,517
2011	144,726	799	181,134
2012	155,159	983	157,842
2013	155,888	1,117	139,560
2014	161,116	1,184	136,078
2015	166,630	1,136	146,681
2016	180,189	1,149	156,822
2017	174,483	1,187	146,995
2018	169,210	1,192	141,955
2019	194,910	1,278	152,512

From Japanese Film Industry Statistics (Motion Picture Producers Association of Japan)

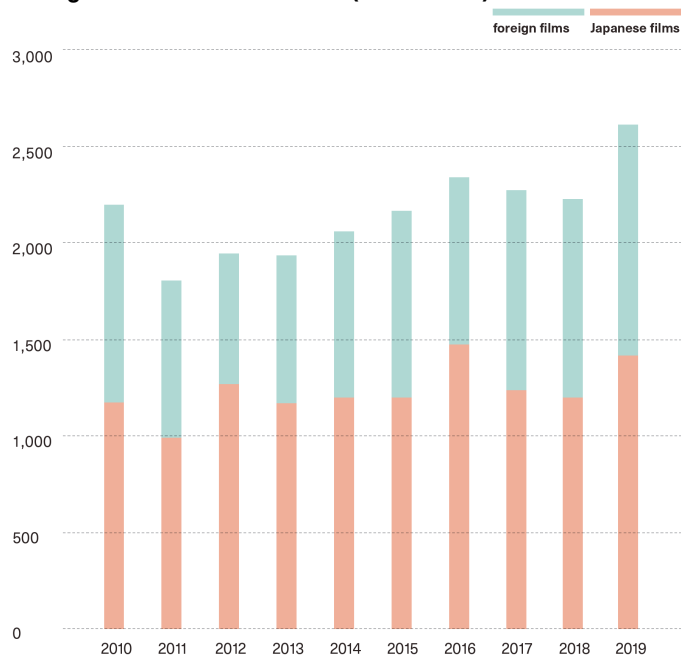


### Changes in Box Office Incomes

In 2019, the total box office income in Japan was: 142,192, 000,000 yen for Japanese films (increasing by 20,163,000,000 yen from the year before), 118,988,000,000 yen for foreign films (increasing by 18,506,000,000 yen from the year before), and in total, 261,180,000,000 yen, increasing by 38,669,000,000 yen, a dramatic 17.4% over the year before. The four top grossing films each made a record of more than 10,000,000,000 yen box office income: WEATHERING WITH YOU (14,060,000,000 yen), FROZEN 2 (12,790,000,000 yen), ALADDIN (12,160,000,000 yen), and TOY STORY 4 (10,090,000,000 yen).

In 2018, 31 Japanese films and 23 foreign films each had more than 1 billion yen box office income. In 2019, 40 Japanese films, largely more than that in the year before, and 25 foreign films, more than that in the year before, each made more than 1 billion yen box office income. In 2018, there were surprise hits like ONE CUT OF THE DEAD, EVERY DAY A GOOD DAY and BOHEMIAN RHAPSODY. In 2019, many new releases from existing Japanese and foreign film franchises attracted large audiences, as with the popular Japanese anime series DETECTIVE CONAN, DORAEMON, and ONE PIECE; and popular foreign film series FROZEN, TOY STORY, AVENGERS, and SPIDER-MAN. In addition, films released in middle-sized distribution schemes also attracted wide audiences, leading to a good attendance in total.

### Changes in Box Office Income (2010-2019)



	Japanese films	foreign films	Total	Share	
				Japanese films	foreign films
2010	1,182.17	1,025.21	2,207.37	53.6%	46.4%
2011	995.51	816.66	1,811.97	54.9%	45.1%
2012	1,281.81	670.09	1,951.90	65.7%	34.3%
2013	1,176.85	765.52	1,942.37	60.6%	39.4%
2014	1,207.15	863.19	2,070.34	58.3%	41.7%
2015	1,203.67	967.52	2,171.19	55.4%	44.6%
2016	1,486.08	869.00	2,355.08	63.1%	36.9%
2017	1,254.83	1,030.89	2,285.72	54.9%	45.1%
2018	1,220.29	1,004.82	2,225.11	54.8%	45.2%
2019	1,421.92	1,189.88	2,611.80	54.4%	45.6%

From Japanese Film Industry Statistics (Motion Picture Producers Association of Japan)

### The Scales of Film Releases

Japan Community Cinema Center creates film statistics based on online information. In 2019, 650 Japanese films and 641 foreign films, a total of 1291 films were released. These figures are slightly different from those by the Motion Picture Producers Association of Japan. We will see what films were released based on our data.

In 2019, 43 Japanese films and 32 foreign films were released in more than 300 theaters nationwide. These numbers were not much different from those in 2018. The films of this category were “big” and “much talked about” films, and they were all released at multi-screen theaters. Japanese titles include popular anime series such as DORAEMON, DETECTIVE CONAN, CRAYON SHIN-CHAN, and ONE PIECE, and other films such as WEATHERING WITH YOU, TORA-SAN, WISH YOU WERE HERE, FLY ME TO SAITAMA, AIRCRAFT CARRIER IBUKI, HIT ME ANYONE ONE MORE TIME, etc., and foreign titles include FROZEN 2, CAPTAIN MARVEL, STAR WARS: THE

RISE OF SKYWALKER, REMEMBER ME, ALADDIN, TOY STORY 4, etc.

Both Japanese and foreign films that were released at 150 to 299 theaters nationwide were mostly at multi-screen theaters. In 2019, IN THIS CORNER OF THE WORLD EXTENDED VERSION directed by Sunao Katabuchi was released both at multi-screen theaters and mini-theaters at the same time in Tokyo, and later, at many mini-theaters and conventional theaters in other areas. As for foreign films, GREEN BOOK and A SHAUN THE SHEEP MOVIE: FARMAGEDDON were also released at mini-theaters.

75 foreign films were released at 50 to 149 theaters nationwide, much different from the number in 2018. 42 foreign films were released at 70 to 149 theaters nationwide, largely increased from 32 foreign films in 2018. 121 Japanese films were released at 50 to 149 theaters nationwide, jumping up from 81 of 2018. The films belong to the category of releases at 50 to 149 theaters are released at multi-screen theaters in some areas, while at mini- and conventional theaters in other areas. These films are released at different times in each different area, not at the same time nationwide, despite recent tendency of releasing a film at the same time nationwide due to theater digitalization. In Tokyo, art films released first at multi-screen theaters and larger mini-theaters are increasingly released at mini-theaters after their first runs.

The foreign films belonging to this category are larger “independent” and “art” films such as YESTERDAY (2019, directed by Daniel Boyle), BLACKKKLANSMAN (2018, directed by Spike Lee), THE FAVOURITE (2018, directed by Yorgos Lanthimos), MARY QUEEN OF SCOTS (2018, directed by Josie Rourke), AT ETERNITY’S GATE (2018, directed by Julian Schnabel), BOY ERASED (2018, directed by Joel Edgerton), VICTORIA AND ABDUL (2018, directed by Stephen Frears), and THE WIFE (2018, directed by Bjorn Runge).

The Japanese films belonging to this category are much talked about films such as THE JOURNALIST (2019, directed by Michito Fuii), JUST ONLY LOVE (2019, directed by Rikiya Imaizumi), THE HIKITA’S ARE EXPECTING! (2019, directed by Toru Hosokawa), ONLY THE CAT KNOWS (2019, directed by Shotaro Kabayashi), RESTAURANT FROM THE SKY (2018, directed by Yoshihiro Fukagawa), ANOTHER WORLD (2019, directed by Junji Sakamoto), SEA OF REVIVAL (2019, directed by Kazuya Shiraishi), and FROM MIYAMOTO TO YOU (2019, directed by Shinya Mariko).

Some films only released at 50-69 mini-theaters attracted large audiences such as SORRY WE MISSED YOU (2019, directed by Ken Loach), SHUSENJO: THE MAIN BATTLEGROUND OF THE COMFORT WOMEN ISSUE (2019, directed by Miki Dezaki), and THE SILENT REVOLUTION (2018, directed by Lars Kraume).

The increasing tendency of films released at 50 to 149 theaters is probably behind the good film business of 2019. Mini- and conventional theaters that programed these films were seemingly able to attract large audiences.

194 Japanese films were released at less than 9 theaters, occupying 34% of the total Japanese films released, as were 118 foreign films, occupying 23% of the total foreign films released. More than half of all Japanese and foreign films were released at less than 29 theaters, mostly mini-theaters.

This does not mean that multi-screen theaters are the only theaters showing ‘big films’. Conventional and mini- theaters in areas with no multi-screen theaters have both recent big films as well as art films normally set for mini-theaters. The clear boundary between major big films for multi-screen theaters and art and independent films for mini-theaters is currently non-existent.

### The Scales of Films Released at Theaters in 2019

Japanese Films	# of Films		Films Shown Only at Multi-Screen Theaters	at Multi-Screen Theaters & Mini-Theaters	Only at Mini-Theaters
# of Released Theaters					
More Than 300 Theaters	43	7%	43	0	0
At 150 - 299 Theaters	39	7%	38	1	0
At 101 - 149 Theaters	47	8%	28	19	0
At 70 - 99 Theaters	32	6%	16	14	2
At 50 - 69 Theaters	42	7%	22	16	4
At 30 - 49 Theaters	55	10%	28	15	12
At 10 - 29 Theaters	125	22%	42	21	62
Less than 9 theaters	194	34%	13	18	207
<b>Subtotal</b>	<b>577</b>	<b>100%</b>			
Others (Special Screening, etc.)	73				
<b>Total</b>	<b>650</b>		<b>230</b>	<b>104</b>	<b>287</b>
<b>Foreign Films</b>	<b># of Films</b>		<b>Films Shown Only at Multi-Screen Theaters</b>	<b>at Multi-Screen Theaters &amp; Mini-Theaters</b>	<b>Only at Mini-Theaters</b>
More Than 300 Theaters	32	6%	32	0	0
At 150 - 299 Theaters	18	4%	16	2	0
At 70 - 149 Theaters	42	8%	17	23	2
At 50 - 69 Theaters	33	6%	3	20	10
At 30 - 49 Theaters	97	19%	4	44	49
At 10 - 29 Theaters	174	34%	25	27	122
Less than 9 theaters	118	23%	17	9	77
<b>Subtotal</b>	<b>514</b>	<b>100%</b>			
Others (Special Screening, etc.)	128				
<b>Total</b>	<b>642</b>		<b>114</b>	<b>125</b>	<b>280</b>
<b>Japanese + Foreign Films</b>	<b>1292</b>				

## Types of Films Released

650 Japanese films were released including 474 new theatrical films and animations, 71 documentaries, 32 ODS (Other Digital Stuff) on theatrical performances and live music concerts, and 15 special projects introducing shorts, young directors and others with 73 films.

71 documentaries, more than that of the year before, were theatrically released but only 20 were released at more than 20 theaters. More than a half of these were released at less than 10 theaters, mostly mini-theaters.

Close to 100 animated films were released from various popular series, shown at more than 300 theaters and mostly at multi-screen theaters. Some films were shown in a small scale, at 15 to 19 theaters.

We tracked down 15 projects of Japanese film screenings (excluding classic films shown at repertory theaters), and most of them are ones showing films by young directors. They are shown at 1 to 3 mini-theaters.

32 ODS were released including the series of Cinema Kabuki, Geki x Cine, Tetsuya Kumakawa K Ballet Company, etc., shown only at multi-screen theaters. At the Aeon Cinema chain, the "Great Train March" series was run.

514 foreign films were released including 346 theatrical films and animations, 55 documentaries, 47 ODS, 35 revival screenings of classic film's digital restoration versions, and 7 special series with 31 films. In addition, 128 films were shown only at 1 to 3 theaters as special screenings. The total number including the latter is 642 films.

As always, many classic film's digital restoration versions were released as revival screenings. They include the classic masterpieces such as THE TALES OF HOFFMANN (1952, directed by Michael Powell), THE LEOPARD (1963, directed by Luchino Visconti) and LAST YEAR AT MARIENBAD (1961, directed by Alain Resnais); the 1970s hits such as MELODY (1971, directed by Waris Hussein), LAST TANGO IN PARIS (1972, directed by Bernardo Bertolucci), SUSPERIA (1977, directed by Dario Argento), DAWN OF THE DEAD (1978, directed by George A. Romero) and QUADROPHENIA (1979, directed by Franc Roddam); and the revivals of the films shown at mini-theaters in the 1980s and 1990s such as films by Philippe Garrel (I CAN NO LONGER HEAR THE GUITAR [1991], etc.) and Chen Yu-Hsun (NETTAIGYO [1995], and LOVE GO GO [1997]), MY BEAUTIFUL LAUNDRETTE (1985 by Stephen Frears) and SATANTANGO (1994 by Tarr Bela). These films attracted many fans when they were mostly released at 5 to 30 mini-theaters.

Furthermore, small retrospectives were presented at 5 to 20 mini-theaters (including repertory theaters, independent exhibitions, and cinematheques) of the directors such as Yasmin Ahmad, Chris Marker, Agnes Varda, Rene Clair, Hal Hartley, and Lee Chang-dong.

Foreign ODS were shown mostly at multi-screen theaters including a series of MET LIVE VIEWING, BRITISH ROYAL OPERA HOUSE, NATIONAL THEATER LIVE, KARAJAN CINEMA CLASSICS, etc.

## Types of Films Released in 2019

Japanese Films	2019	2018
First-Run Films (Animations)	94	442
First-Run Films (Fictions)	380	
Documentaries	71	59
ODS	32	23
Special Projects (shorts, young directors, etc.)	73	82
<b>Japanese Films Total</b>	<b>650</b>	<b>606</b>

Foreign Films	2019	2018
First-Run Films (Animations)	16	332
First-Run Films (Fictions)	330	
Documentaries	55	45
ODS	47	46
Classic Film Digital Restorations	35	29
7 Special Projects (Classic Digital Revivals)	31	52
<b>Subtotal</b>	<b>514</b>	<b>504</b>
One to Three Theaters Only	128	139
<b>Foreign Films Total</b>	<b>642</b>	<b>643</b>
<b>Japanese + Foreign Films</b>	<b>1292</b>	<b>1249</b>

## Films That Made More than 1 Billion Yen Box Office Income/Films That Made Less Than 1 Billion Box Office Income

In 2019, 65 films made more than 1 billion yen box office income (54 films in 2018), occupying 5.1% of the 1,278 films released in Japan. The total box office income from these 65 films was: Japanese films made 104.78 billion yen, foreign films made 96.10 billion yen, and

in total, 200.90 billion yen, 76.9% of the total box office income of Japan. This is a 7% increase from that in 2018.

65 (5.1%) of the films released in Japan in 2019 made 76.9% of the total box office income of Japan. The other 1,278 films (94.9%) shared the remaining 23.1% (60.2 billion yen). This situation has not changed largely during the last 10 years, but in 2019, the ratio of the films that made more than 1 billion yen is higher than usual.

**Films That Made More Than 1 Billion Yen Box Office Income in 2019 [Japanese Films]**

no.	Month	Title	Box office (100 million yen)	Distribution Company
1	July	<b>Weathering With You</b>	140.6	Toho
2	Apr.	<b>Detective Conan: The Fist of Blue Sapphire</b>	93.7	Toho
3	Apr.	<b>Kingdom</b>	57.3	Toho&SPE
4	Aug.	<b>ONE PIECE STAMPEDE: Movie</b>	55.5	Toei
5	Mar.	<b>Doraemon: Nobita's Chronicle of the Moon Exploration</b>	50.2	Toho
6	Jan.	<b>Masquerade Hotel</b>	46.4	Toho
7	Dec. 2018	<b>Dragon Ball Super Broly Movie</b>	40.0	Toei
8	Feb.	<b>Fly Me To Saitama</b>	37.6	Toei
9	Sept.	<b>Hit Me Anyone One More Time</b>	36.4	Toho
10	July	<b>Pokemon: Mewtwo Striks Back!</b>	29.8	Toho
11	May	<b>The Confidence Man JP: The Movie</b>	29.7	Toho
12	Aug.	<b>Ossan's Love: Love or Dead</b>	26.5	Toho
13	Sept.	<b>Kaguyasama: Love is Law</b>	22.4	Toho
14	Feb.	<b>Whistleblower</b>	21.6	Toho
15	Apr.	<b>Crayon Shin-chan: Honeymoon Hurricane ~ Lost Hiroshi</b>	20.8	Toho
16	July	<b>Great War of Archimedes</b>	19.3	Toho
17	June	<b>Uta no Prince-sama Maji Love Kingdom</b>	18.2	Shochiku
18	June	<b>The Fable</b>	17.7	Shochiku
19	Jan.	<b>Fate/stay night [Heaven's Feel]II Jost butterfly</b>	16.6	Aniplex
20	Dec. 2018	<b>Kamen Rider Heisei Generations FOREVER</b>	15.6	Toei
21	Jan.	<b>Twelve Children Who Want To Die</b>	15.5	WB
22	Feb.	<b>City Hunter: Shinjuku Private Eyes</b>	15.3	Aniplex
23	May	<b>Promare</b>	15.0	Toho Film Operation Dept.
24	Nov.	<b>Sumikko Gurashi The Movie: The Unexpected Picture Book and Secret Child</b>	14.5	Asmick-Ace
25	Aug.	<b>Dragon Quest: Your Story</b>	14.2	Toho
26	Feb.	<b>Fortuna's Eye</b>	13.7	Toho
27	Sept.	<b>No Longer Human</b>	13.2	Shochiku/Asmick-Ace
28	Jan.	<b>Love Live! Sunshine! ! The School Idol Movie over the Rainbow</b>	13.0	Shochiku
29	Dec. 2018	<b>Yokai Watch: FOREVER FRIENDS</b>	12.5	Toho
30	Oct.	<b>HiGH&amp;LOW THE WORST</b>	12.5	Shochiku
31	July	<b>Diner</b>	12.4	WB
32	July	<b>Kamen Rider Zi-O Over Quartzer/RyuSolder THE MOVIE Time Slip! Dinosaur Panic!</b>	11.7	Toei
33	May	<b>Aircraft Carrier Ibuki</b>	11.6	Kino Films
34	Dec. 2018	<b>A Banana? At This Time of Night?</b>	11.4	Shochiku
35	Feb.	<b>Snow Flower</b>	11.2	WB
36	Aug.	<b>Samurai Shifters</b>	11.1	Shochiku
37	Mar.	<b>You Shine in the Moonlight</b>	11.0	Toho
38	Nov.	<b>The 47 Ronin in Dept</b>	11.0	Shochiku
39	Feb.	<b>Code Geass: Relouch of Resurrection</b>	10.6	Showgate
40	Oct.	<b>Way to Find the Best Life</b>	10.5	WB
<b>Total</b>			<b>1047.8</b>	

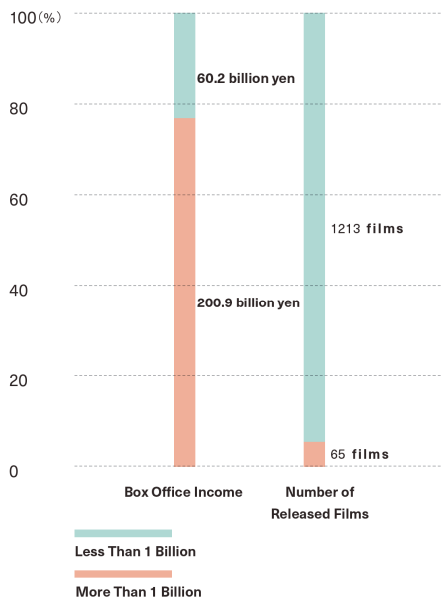
**Films That Made More Than 1 Billion Yen Box Office Income in 2019 [Foreign Films]**

no.	Month	Title	Box office (100 million yen)	Distribution Company
1	Nov.	Frozen 2	127.9	WDS
2	June	Aladdin	121.6	WDS
3	July	Toy Story 4	100.9	WDS
4	Aug.	Lion King	66.7	WDS
5	Nov. 2018	Fantastic Beasts and Crimes of Grindelwald	65.7	WB
6	Apr.	Avengers: Infinity War	61.3	WDS
7	Oct.	Joker	50.6	WB
8	Dec. 2018	Sugar Rush Online	38.6	WDS
9	June	Spider-man:Into the Spider-Verse	30.6	SPE
9	Aug.	Fast & Furious Presents: Hobbs & Shaw	30.6	Toho-Towa
11	May	Pokemon: Detective Pikachu	30.1	Toho
12	May	Godzilla: The Planet Eater	28.4	Toho
13	Nov.	Terminator: Dark Fate	23.5	WDS
14	July	The Secret Life of Pet 2	21.6	Toho-Towa
15	Mar.	Green Book	21.5	GAGA
16	Mar.	Captain Marvel	20.4	WDS
17	Nov.	It Chapter Two	18.4	WB
18	Feb.	Aquaman	16.4	WB
19	Dec. 2018	A Star Is Born	15.1	WB
20	Oct.	Maleficent: Mistress of Evil	14	WDS
21	Dec. 2018	The Grinch	13.2	Toho-Towa
22	Feb.	Mary Poppins Returns	11.8	WDS
22	Aug.	Once Upon A Time in Hollywood	11.8	SPE
24	June	Men in Black: International	10.3	SPE
25	Mar.	Dumbo	10	WDS
<b>Total</b>			<b>961.0</b>	

**20 Top Box Office Income Films in 2019**

no.	Month	Title	Box office (100 million yen)	Distribution Company
1	July	Weathering With You	140.6	Toho
2	Nov.	Frozen 2	127.9	WDS
3	June	Aladdin	121.6	WDS
4	July	Toy Story 4	100.9	WDS
5	Apr.	Detective Conan: The Fist of Blue Sapphire	93.7	Toho
6	Aug.	Lion King	66.7	WDS
7	Nov. 2018	Fantastic Beasts and Crimes of Grindelwald	65.7	WB
8	Apr.	Avengers: Infinity War	61.3	WDS
9	Apr.	Kingdom	57.3	Toho/SPE
10	Aug.	ONE PIECE STAMPEDE: MOVIE	55.5	Toei
11	Oct.	Joker	50.6	WB
12	Mar.	Doraemon: Nobita's Chronicle of the Moon Exploration	50.2	Toho
13	Jan.	Masquerade Hotel	46.4	Toho
14	Dec. 2018	Dragon Ball Super Broly Movie	40	Toei
15	Dec. 2018	Sugar Rush Online	38.6	WDS
16	Feb.	Fly Me to Saitama	37.6	Toei
17	Sept.	Hit Me Anyone One More Time	36.4	Toho
18	June	Spider-man:Into the Spider-Verse	30.6	SPE
18	Aug.	Fast & Furious Presents: Hobbs & Shaw	30.6	Toho-Towa
20	May	Pokemon: Detective Pikachu	30.1	Toho
<b>Total</b>			<b>1,282.3</b>	

**Film That Made More than 1 Billion Yen Box Office Income/  
Films That Made Less than 1 Billion Yen Box Office Income**



	Total	More Than 1 Billion		Less Than 1 Billion	
		Share	Share	Share	Share
2010	2,207	1,577	71.5%	630	28.5%
2011	1,812	1,313	72.4%	499	27.6%
2012	1,952	1,391	71.3%	561	28.7%
2013	1,942	1,379	71.0%	563	29.0%
2014	2,070	1,411	68.2%	659	31.8%
2015	2,171	1,595	73.5%	576	26.5%
2016	2,355	1,763	74.9%	592	25.1%
2017	2,286	1,618	70.8%	667	29.2%
2018	2,225	1,563	70.2%	662	29.8%
<b>2019</b>	<b>2,611</b>	<b>2,009</b>	<b>76.9%</b>	<b>602</b>	<b>23.1%</b>

	Total	More Than 1 Billion		Less Than 1 Billion	
		Share	Share	Share	Share
2010	716	48	6.7%	668	93.3%
2011	799	54	6.8%	745	93.2%
2012	983	59	6.0%	924	94.0%
2013	1117	56	5.0%	1061	95.0%
2014	1184	49	4.1%	1135	95.9%
2015	1136	61	5.4%	1075	94.6%
2016	1149	61	5.3%	1088	94.7%
2017	1187	62	5.2%	1125	94.8%
2018	1192	54	4.5%	1138	95.5%
<b>2019</b>	<b>1278</b>	<b>65</b>	<b>5.1%</b>	<b>1213</b>	<b>94.9%</b>